

Websites for the digital AYPT 2021

<https://digital.aypt.at>

- schedule for the upcoming fights and other events (opening ceremony, virtual barbecue, closing ceremony)
- other relevant information (scoring sheet, guide to create your video, etc.)

<https://cc.iypt.org>

- **Access to Videoconferences for Physics Fights and Events**
- Sores
- Assignment of Jury and Teams to rooms

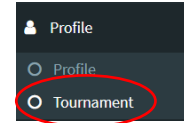
<https://chat.iypt.org>

- Tournament Chat for announcements, technical questions, etc.

TODOS BEFORE the digital AYPT (1/5)

- Join the Chat!

- login at <https://cc.iypt.org/> and go to Profile/Tournament

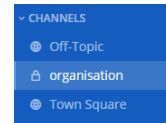


- in the section on the *Tournament chat* click on the *Join Chat* button and follow the instructions



- go to <https://chat.iypt.org/> and browse around. During the Tournament there will channels for organizational announcements and you will be able to ask for technical support or chat with other participants

- switch between channels by clicking on them



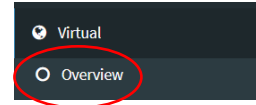
- write direct messages to other participants by pressing the plus-symbol



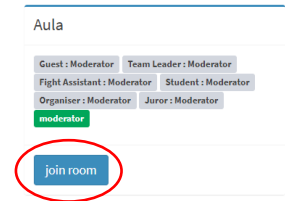
TODOs BEFORE the digital AYPT (2/5)

- Make yourself comfortable with the video conference software

- login at <https://cc.iypt.org/> and go to Virtual/Overview

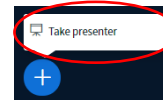


- for testing you can use the **Aula** Hall (the opening ceremony will be there)

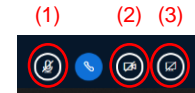


- participate via microphone. During the *echo test* everything you say should be echoed, which allows you to test your microphone

- in case you are not presenter, take presenter role



- mute/unmute yourself (1), share your camera (2), share your screen (3)



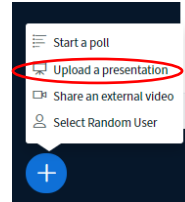
- make sure that your Audio+ Camera+ Screensharing works, preferably with a friend.

In case your friend does not have an account on cc.iypt.org she can use the following link to participate in the meeting:

<https://cc.iypt.org/aypt-2021/hall/4/moderator/A2dkKe9PVmEHuucuJaQYEo6VMAGI9IHirU35jlytNI>

TODOS BEFORE the digital AYPT (3/5)

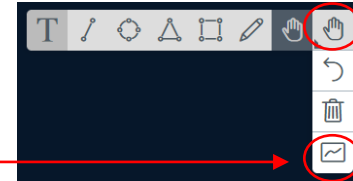
- upload a presentation (preferably as pdf)



- your friend should notice when you switch slides within the presentation

- clicking on the hand symbol you can choose a pen or other tools to paint on the slides

- clicking on the small screen at the bottom you can allow your friend to paint on the slides as well (this might be useful for the discussion between Opponent and Reporter)



- play around and make yourself feel at home in the meeting room, make sure that your internet connection is sufficiently fast to have a conversation and do screen sharing with one or several friends

TODOs BEFORE the digital AYPT (4/5)

- Teams participating at the digital AYPT have to upload their solutions to their three problems as a **12 min Youtube video** (showing the presenter giving the project report) and a **pdf presentation**

Submission Deadline: Sunday April 4th 23:59

We have created a guide how to create your video, which you can find on

<https://digital.aypt.at>

You should have received a link for uploading the report via e-mail

- Jurors should **study** and **print** out at least 9 copies of the **digital AYPT scoring sheet** (you can find it on <https://digital.aypt.at>)
(You will require one scoring sheet for each stage of a fight. As one fight has three stages and you will judge 3 to 4 fights, you require at least 9 printouts of the scoring sheet)

TODOs BEFORE the digital AYPT (5/5)

- Jurors should study the **IYPT CC Information for Jurors** on <https://digital.aypt.at>
- Study the **AYPT Regulations** on <https://digital.aypt.at>, to understand how a fight at the digital AYPT works
- Study the **schedule** on <https://digital.aypt.at> and make sure to participate at the Opening Ceremony
- Contact us at info@aypt.at if you have any questions!

We are looking forward to seeing you at the Opening Ceremony on **April 8th 6pm (CEST) in the Aula Hall** at <https://cc.iypt.org/>