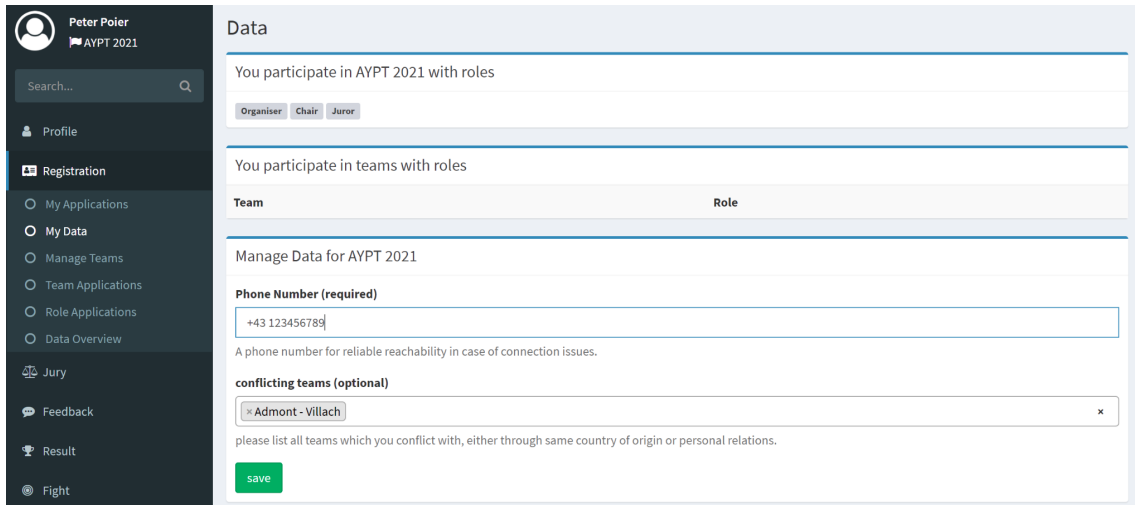


Enter Data on conflicting Teams

If you are juror and think that you should not judge a particular team (i.e. if you have supported a team during the preparation), you should list the respective team as conflicting within your tournament data in IYPT CC

- Go to <https://cc.iypt.org/> and login
- Go to Registration/My Data. You should see a page similar to the following screenshot



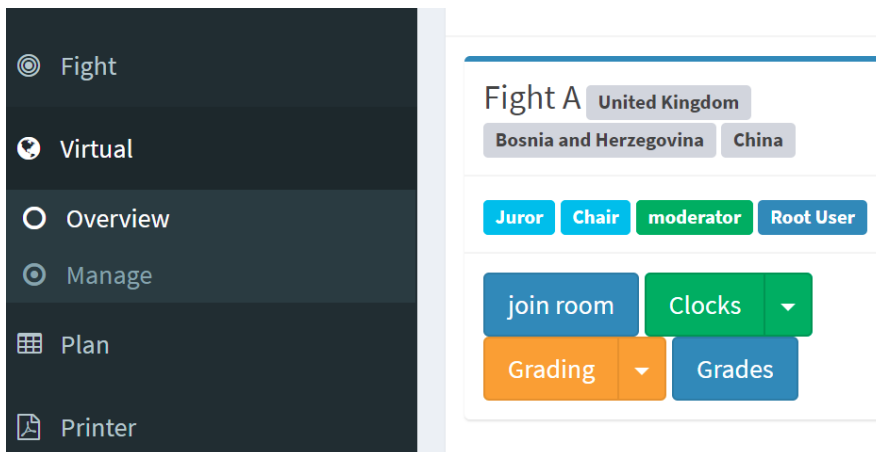
The screenshot shows the 'Data' section of the IYPT CC registration page for Peter Poier. The page is divided into several sections:

- You participate in AYPT 2021 with roles:** Roles listed are Organiser, Chair, and Juror.
- You participate in teams with roles:** A table with columns for Team and Role.
- Manage Data for AYPT 2021:**
 - Phone Number (required):** A text input field containing '+43 123456789'. Below it is a note: 'A phone number for reliable reachability in case of connection issues.'
 - conflicting teams (optional):** A text input field containing 'Admont - Villach'. Below it is a note: 'please list all teams which you conflict with, either through same country of origin or personal relations.'
- save:** A green button at the bottom of the form.

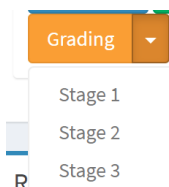
- Add the respective teams in the **conflicting teams** field and click save.
- (also add your phone number, if you have not done so before)

Grading

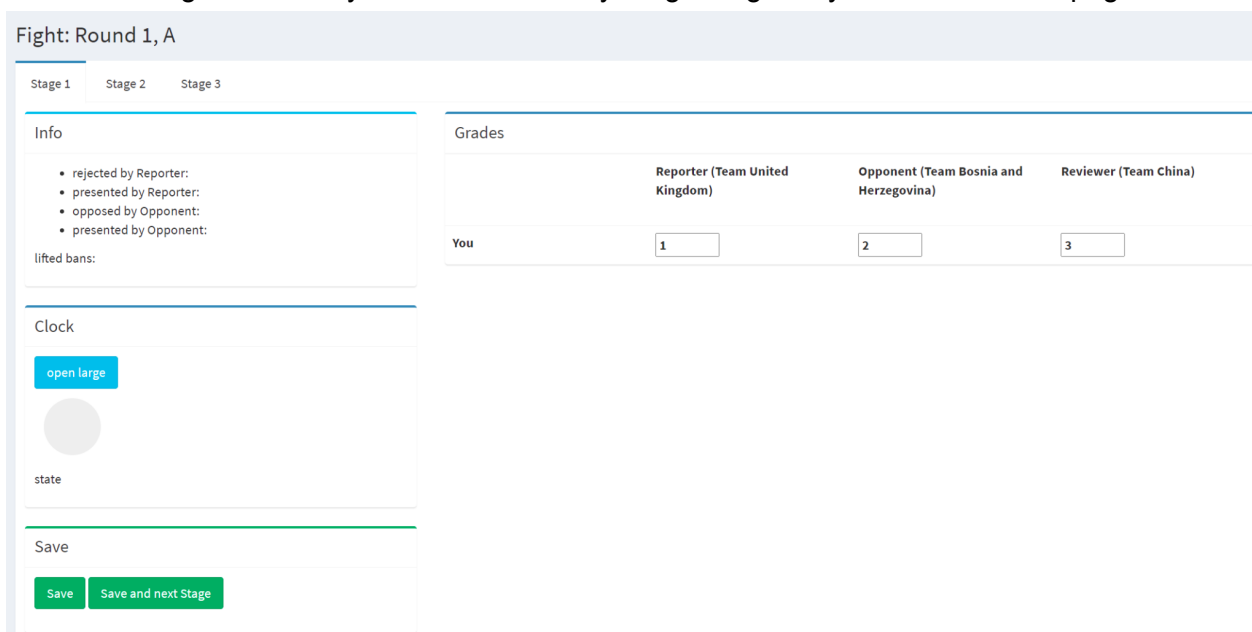
- Print out a grading sheet from <https://digital.aypt.at/> for each stage of the fight (usually 3 grading sheets per fight)
- For each stage fill out the grading sheet (during the dedicated grading phase or before). You will obtain a mark for reporter, opponent and reviewer.
- Enter your marks in IYPT CC:
 - Go to <https://cc.iypt.org/> and login, then go to Virtual/Overview
 - Look for your fight room, the respective page will look similar to:



- You should see a **Grading** button, press the white downwards pointing arrow next to the button and you should see a list of the three stages:



- Select the stage for which you want to submit your grading and you will arrive at a page similar to:



- Enter the marks for the three teams and press save to submit your marks. You can change the marks as often as you want until they are locked after the grading phase (the marks are only changed if you press save).
- After the grading phase the chair will ask you to show your grades to the teams. This also gives the fight assistant the opportunity to check that the grades you communicate to the teams and the grades you have entered into IYPT CC are identical.
- The scoring sheets are only here to support you in your grading. You do not need to submit them, but please make use of them!

- Some general guidelines for your grading:
 - **Use the full range** of available grades
 - **Know what to expect:** above average school-level, below PhD level
 - **Be consistent**
 - Justify your gradings and give **specific, actionable feedback**
 - Be **strict on content**, but polite and **friendly on a personal level**
 - Reserve all your questions for the dedicated **Jury questions phase**; comments only **after grading**, when giving feedback
 - **Grade independently – no communication between jurors during the stage**
 - We count on your **punctuality, participation** and **full attention** during the fights